

LUSC Coaches Meeting

Spring 2026 Season

K-2nd Diamond Program

March 25, 2026



This presentation has been modified for web publication. Most email addresses have been changed to point at the LUSC website Contact Us page.



Welcome to the Spring 2026 Season!

Thank you for being here!

Our Mission

*To develop lifelong soccer players among
Lexington youth*



Agenda: K-2nd Diamond Program

Time	Topic	Presenter
6:00 – 6:10	Welcome to the Spring 2026 Soccer Season!	Sean Kennedy, President
6:10 – 6:15	Registrar Update	Diane Pursley, Registrar
6:15 – 6:20	Equipment Update	Allison Clark, Equipment Coordinator
6:20 – 7:00	Diamond Program – Setting the Foundation	Brendan Donahue, Director of Coaching



Opening Comments

My personal passion ... the answer to “why?”

- **Volunteerism** — *Strengthening our community by giving our time*
- **Advocacy** — *Championing the future of youth soccer in Lexington*
- **Selfless Service** — *Leading with humility, service, and purpose*

*“We make a living by what we get, but
we make a life by what we give.”*

— Winston Churchill



Community Presence

Upcoming Events:

- **Patriots Day Awards Ceremony, Apr 17, 6.30pm - SAVE THE DATE!**
 - **NEXT**: Please join 200+ LUSC volunteers recognized with highest-level VO250 award (100+ hours between 2025 Apr to 2026 July), supporting community-wide goal of 250,000 hours.
- **Lincoln Community Hour**
 - At Lincoln on weekends and in summer
 - Free play soccer, extra touches on the ball
 - **NEXT**: Following LUSC email, pls update TeamSnap & encourage players to join the fun at Lincoln!



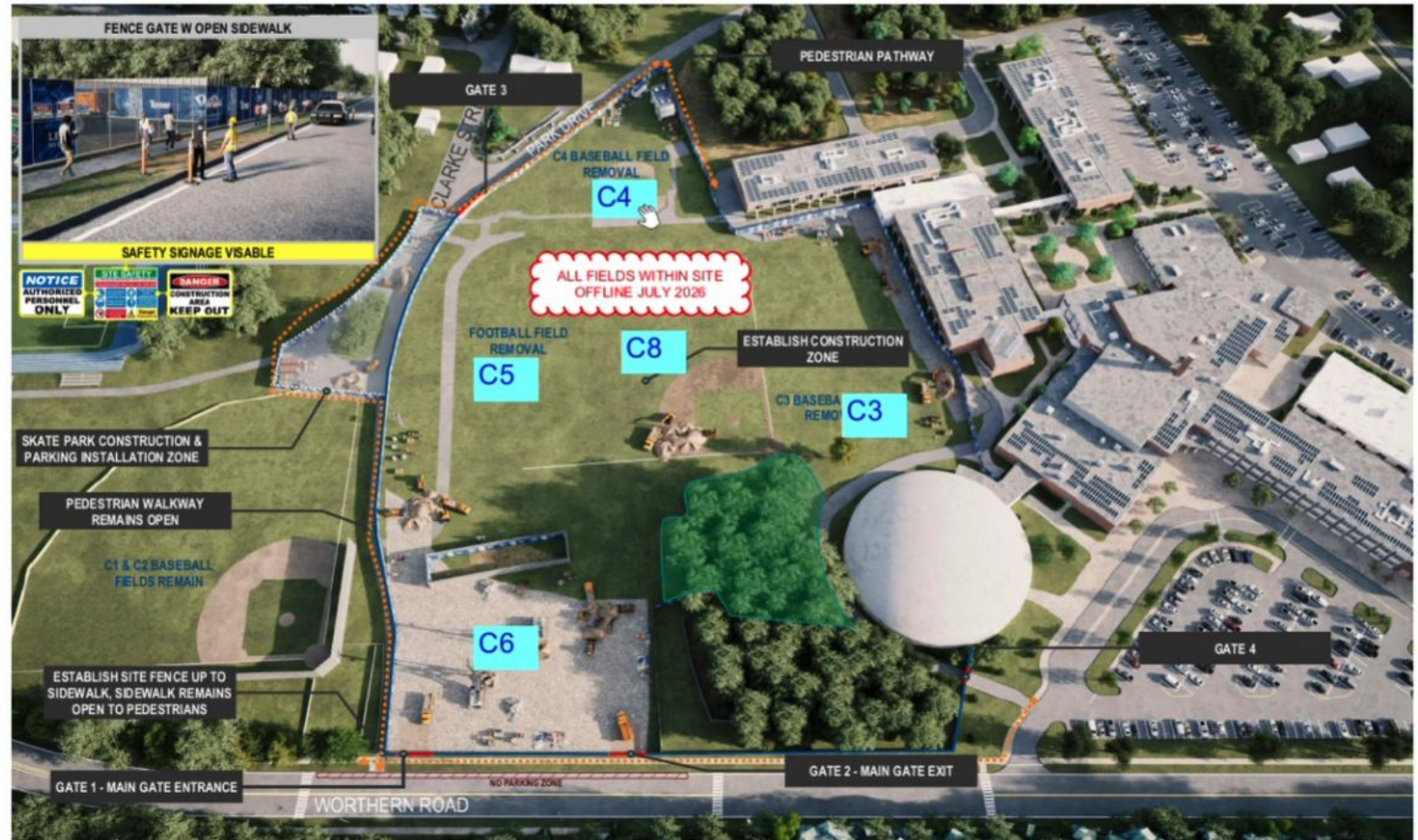


Community Presence - LHS

Mobilization commences July 1

Mitigated impact to LUSC

Fields to follow, 2031+



Lexington HS - Lexington, MA
Phase 1 - Enabling



LEGEND	
C3	JUNIOR VARSITY BASEBALL
C5	CRUMB FOOTBALL FIELD
C6	PRACTICE FIELD
C8	CRICKET OVAL
CB	JUNIOR VARSITY SOFTBALL
CE	RECTANGLE OVERLAY
S1	GRANDSTAND W/ PRESS BOX
S2	CONCESSION/TICKET/RESTROOM
S3	FACILITIES/ATHLETIC STORAGE





Community Presence - Lincoln 3

6/8 - Construction begins

Modelled after L2

8/14 - Targeted end date



ATHLETIC FIELD LEGEND

- 1 MULTI-PURPOSE INFILLED SYNTHETIC TURF FIELD
SOCCER - 214'X358'
FIELD HOCKEY - 180'X300'
BOY'S LACROSSE - 180'X330'
GIRL'S LACROSSE - 195'X360'
- 2 ATHLETIC BALL NETTING SYSTEM
20' HIGH ATHLETIC BALL NETTING SYSTEM
- 3 TEAM AREAS
- 4 SPECTATOR SEATING - PORTABLE BLEACHERS
SEATING COUNT = ±180 SEATS
- 5 CIRCULATION IMPROVEMENTS



Lincoln Park - Field 3 | Site Rendering

Town of Lexington | Lexington, MA

ACTIVITAS

landscape architecture | civil engineering

70 Milton Street | Dedham, MA 02026-2915

(781) 326-2600 | activitas.com

FEBRUARY 20, 2024



Community Presence

Please Join Us for **Night at The REVS**

- May 9th, 7:30 kickoff against Philadelphia Union at Gillette Stadium with pre game tailgate with the LUSC community
- As event approaches, all LUSC players and parents will receive link to buy discounted tickets
- LUSC has reserved parking lot for tailgate and pregame soccer
- Last spring LUSC had over 500 players and parents join!!!
- Be on the lookout for the email from New England Revolution in early April

LEXINGTON UNITED NIGHT AT THE REVS
SATURDAY, MAY 9



WHAT'S NEW FOR SPRING 2026?

**LUSC IS TAKING OVER THE BRAND-NEW REVOLUTION TURF TRAINING FIELD!
DISCOUNTED TICKETS, FREE PARKING, TAILGATING, THEN WATCH THE REVS IN ACTION THAT NIGHT!**

MORE DETAILS TO COME



Community Presence

Help us with our social media!!!

- **Follow LUSC** on Instagram **@LUSCSOCCER** and Facebook **@Lexington United Soccer Club** for update and highlights of season
 - If coaches have goals, great plays and or photos they would like to share on our social media accounts, please DM our instagram account !!!
- We update registration dates, tryouts, and other helpful updates via our social media platforms, so please follow us



@LUSCSOCCER





Your Support Network – LUSC Board

LUSC BOARD MEMBERS

President	Sean Kennedy	Contact
VP Programs	Jon Trementozzi	Contact
VP Admin	Sam Ang	Contact
VP Registration	Hannah Mamuszka	Contact
VP Marketing	Ben Myers	Contact
VP Schedules	Mihran Yenikomshian	Contact
VP Equipment	Phil Porter	Contact
VP Technology	Chuck Alexander	Contact
Treasurer	Ravi Panchmatia	Contact
Clerk	Aradhana Kuhn	Contact
Past Pres. & BAYS	Surya Singh	Contact
General Members	Kathryn Ready	Contact
	Alfredo Milan	Contact
	John Truelove	Contact



Your Support Network – Division Directors

K-2 GRADE DIVISION DIRECTORS

Boys Kindergarten	Thomas Ballenthin	Contact
Boys Grade 1	Kelsey Collins	Contact
Boys Grade 2	Hannah Mamuszka	Contact
Girls Kindergarten	Thomas Ballenthin	Contact
Girls Grade 1	Ning Yu	Contact
Girls Grade 2	John Truelove	Contact



Your Support Network – Staff / Volunteers

LUSC Staff and Volunteers	
Director of Coaching	Brendan Donahue
Asst Dir. of Coaching	TBD
Registrar	Diane Pursley
Schedules: Games	Tara Mathur
Schedules: Practices	Liz Bettencourt
Fields Coordinator	Mona Potter
Equipment – Goals	Justin Whitehead
Equipment – Coaching	Allison Clark
Referee Assignor	Christianne Mager
Head Referee Mentor	Bob Licht
Coach Mentor	Rick Tyson
TOPS Program	Paul Clough
Mentor Program	Phil Porter



Call for Volunteer - Club Treasurer

Join the LUSC Board as our Club Treasurer

Help LUSC stay financially strong and transparent. As a key volunteer leader, you'll oversee our financial health and make sure our resources are used the right way to support our players.

What You'll Do

- **Guide the Strategy:** Provide financial oversight and help the Board make smart, long-term decisions.
- **Oversee the Books:** Work with our professional bookkeeping service to ensure accuracy and budget alignment.
- **Keep Us On Track:** Monitor cash flow and help build our annual budget.

Email interest: see [LUSC Contact page](#)



Registrar Role Overview

- Point of contact for families with questions about programs, teams, uniforms, and refunds
- Manager of Team Snap registration and rostering
- Data manager for player evaluations and team formation
- BAYS point of contact for rosters, placement and waivers
- Massachusetts Youth Soccer Association (MYSA) point of contact
 - Coaching credentials
 - Affiliation reporting for LUSC general insurance
- Email Registrar@lexingtonunited.org if you have a question



MYSA Registration Information

All Coaches need a MYSA Credential to coach

- **MA Safe Soccer** is a comprehensive Adult Registration process and training required for all adults working with children, required even if you completed a CORI for another organization.
- [Sports Connect](#) is the system Mass Youth Soccer (MYSA) uses to facilitate the credential process
- Start by [registering with MYSA](#) (required every soccer year- opened July 1)
- Order a CORI through MYSA (NOT US Soccer) if you are a new coach
 - Once accepted through MYSA, Registrar must verify before credentials are final
- Use the [US Soccer Learning Link](#) to complete the Concussion & Safesport Training
 - Safesport required annually, Concussion good for two soccer years
- Finally, check on Sports Connect to make sure you are all set. (I am happy to confirm for you too)



MYSA/LUSC Resources

- [Adult Registration Process](#)
- [Adult Registration Video](#): 4 minute overview of the process
- [MYSA Registration Portal](#): Start here to register
- [US Soccer Safe Soccer Learning Link](#): Click here to start your training
- [US Soccer Help Guide](#)
- [Sports Connect Log-In](#): Check your credential status here
- [LUSC website page for basic coach credential information](#)
- [LUSC website page for new coach information \(regarding CORI verification\)](#)

Pro tip: Use the same legal name and email address for all accounts



Equipment Update

General

- Access to the Diamond trailer is limited to LUSC staff.
- Players are expected to bring their #3 ball to each session
- All coaches expected to wear the LUSC Coach T-shirt

Equipment bags

- Placed at the field marker for each team on the first day
- Return bags on the last day of the season
- Contents: Cones, pinnies and team ball

Kindergarten program

- A ball for each player new to the K program will be at the field marker.
- Extra new balls are in the trailer if team has more new K players than balls or for late new player registrations.



LUSC Coaches Meeting

Spring 2026 Season

March 25, 2026



Lexington United Soccer Club

To develop lifelong soccer players among Lexington youth.

We want every child:

- To be physically active
- To have fun playing the game of soccer
- To develop a comfort level with the ball at his/her feet
- To be allowed to make decisions with minimal instruction during the game segment
- To learn basic positional sense (covering space)



Why Kids Play

PLAY
is the work of childhood
Mr. Rogers

Why Kids Play

1. It's Fun!
2. To be with their Friends
3. Parents sign them up



The opportunity to compete is far more important than the result of the competition.



The Starting Point

You have to ask one fundamental question: who is in front of me?
- Kris Van Der Haegen





Top 5 Qualities Children Want in Their Coach

1. **Respect and encouragement**
2. **A positive role model**
3. **Clear, consistent communication**
4. **Knowledge of the sport**
5. **A good listener**

A. Visek- George Washington Study

Only 1 out of 5 is sport specific





Welcome To Diamond- LUSC's Foundation



A, B, C's
before
Reading and writing

Windows of Learning





Development Curriculum Inputs





Foundational Skills



Things kids can learn:

1. Stopping and Starting
2. Changing direction at different angles
3. Using both feet
4. Pulling the ball back with the sole of the foot
5. Cutting and turning with the ball



MASSACHUSETTS
YOUTH SOCCER ASSOCIATION





Be Tosh Farrell not Will Ferrell





Spring 2026 Diamond Schedule

75 Minute Program

8:45 to 10:00am	8:30 am Coaching Demo	2nd Grade Boys
8:45 to 10:00am	8:30am Coaching Demo	2nd Grade Girls
8:45 to 10:00am	8:30am Coaching Demo	Kindergarten Boys
10:30 to 11:45am	10:15am Coaching Demo	1st Grade Boys
10:30 to 11:45am	10:15am Coaching Demo	1st Grade Girls
10:30 to 11:45am	10:15am Coaching Demo	Kindergarten Girls

Program will consist of 45 minutes of activities/30 minutes of games



Sample Schedule

Activity Fields (where your team should meet for this week):

- Asteroids Field A
- Battling Bears Field D
- Cobras Field C
- Dragons Field B
- Team Eagles Field E
- Firebirds Field H
- Geckos Field G
- Hurricanes Field F

Teams	Fields
Asteriods vs. Dragons	A & B
Cobras vs. Battling Bears	C & D
Eagles vs. Hurricanes	E & F
Geckos vs. Firebirds	G & H

Field Location:

Each week the players should report to the field that they are assigned to for the week. Coaches will run the weekly activities at the home field and then play the game against the team next to them



The Layout



100 ft



Coaches to Do List

- Contact team prior to the start of the season (by 4/2 if possible)
- Let families know which field to report to
- Email Diamond layout to all families
- Create name tags for players
- Print Team Medical Information to have on site (don't share with families!)
- Steer families to the LUSC website for all cancellations





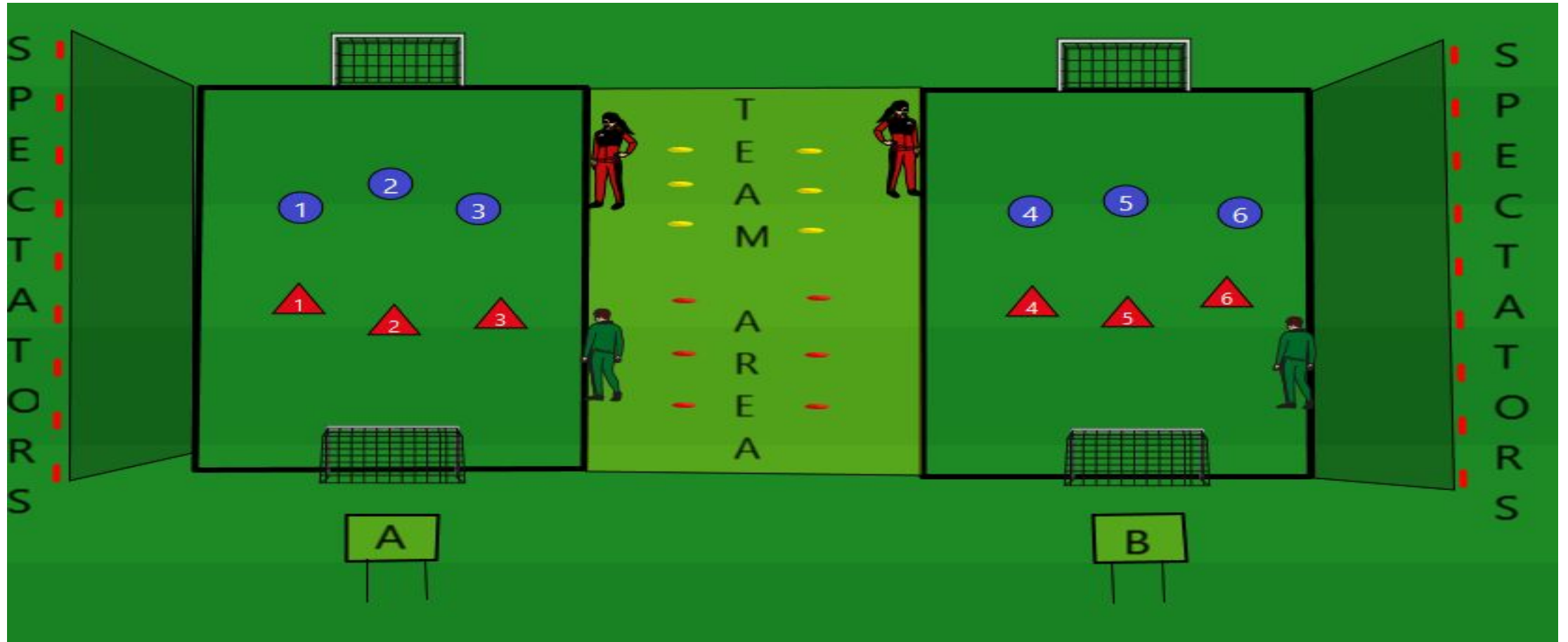
Dual Field

- If team A is scheduled to play team B, they will do so on both fields.
- **The area between the two fields is the designated coaching area** with the opposite side of the field being reserved for spectators.
- The coaching area allows the coach & players their own space and helps the players separate from their parents which is an important part of the developmental process.
- **Each team will be assigned a field to meet at where they will run their activities.** The team they will be competing against will be assigned the field next to them.





Kindergarten 3v3 Dual Field



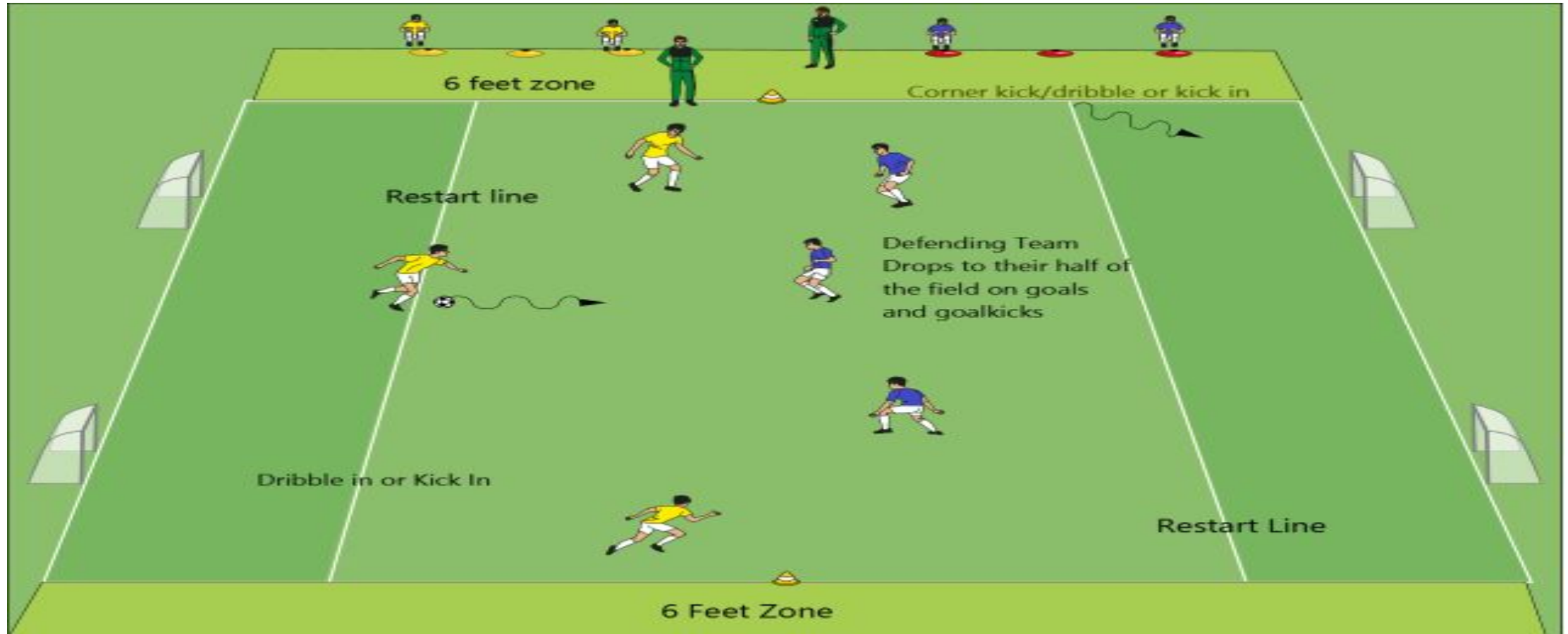


Kindergarten Rules

- **The Game is 3v3!** Please do **NOT** add players into the game.
- **Kick ins or dribble ins** (no throw ins)
- Scoring team drops to their own half of field after a goal is scored
- **No Corner Kick's**- ball over the end-line is always re-entered by the defensive team
- **3 Goal Margin Rule-** team trailing by a 3 goal differential can add a **4th player**
- No Scores are kept!
- No Standings are kept!





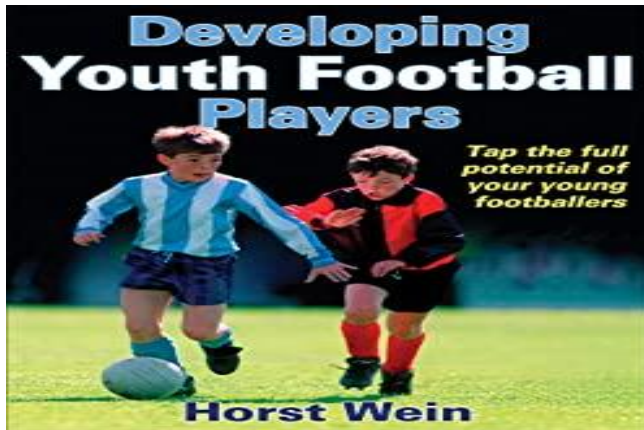
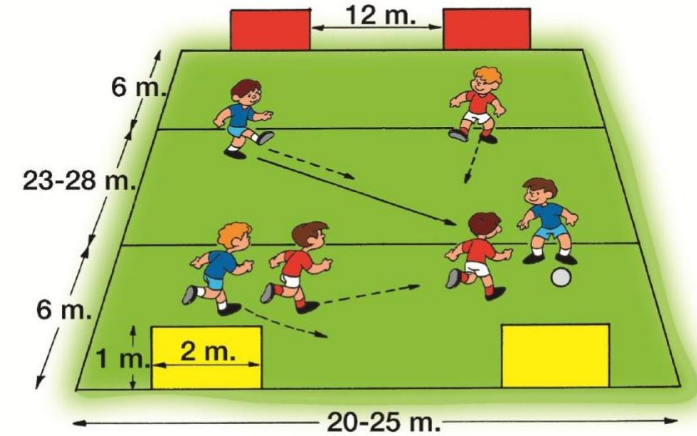
1st Grade Format





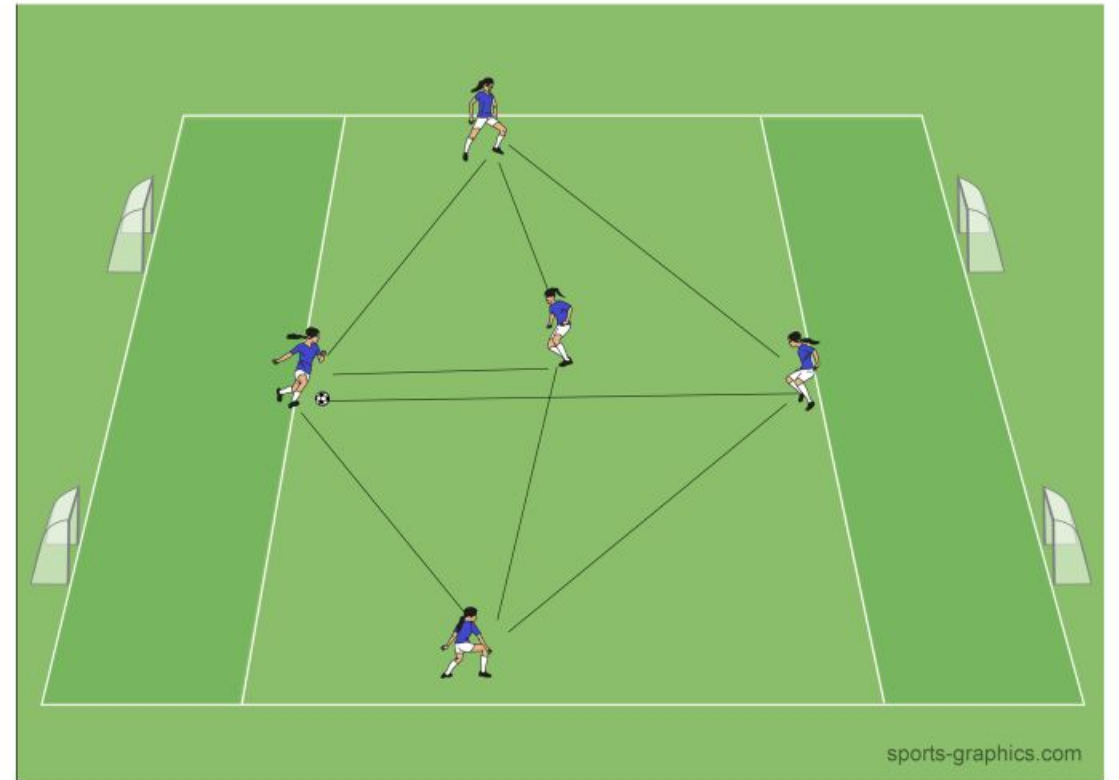
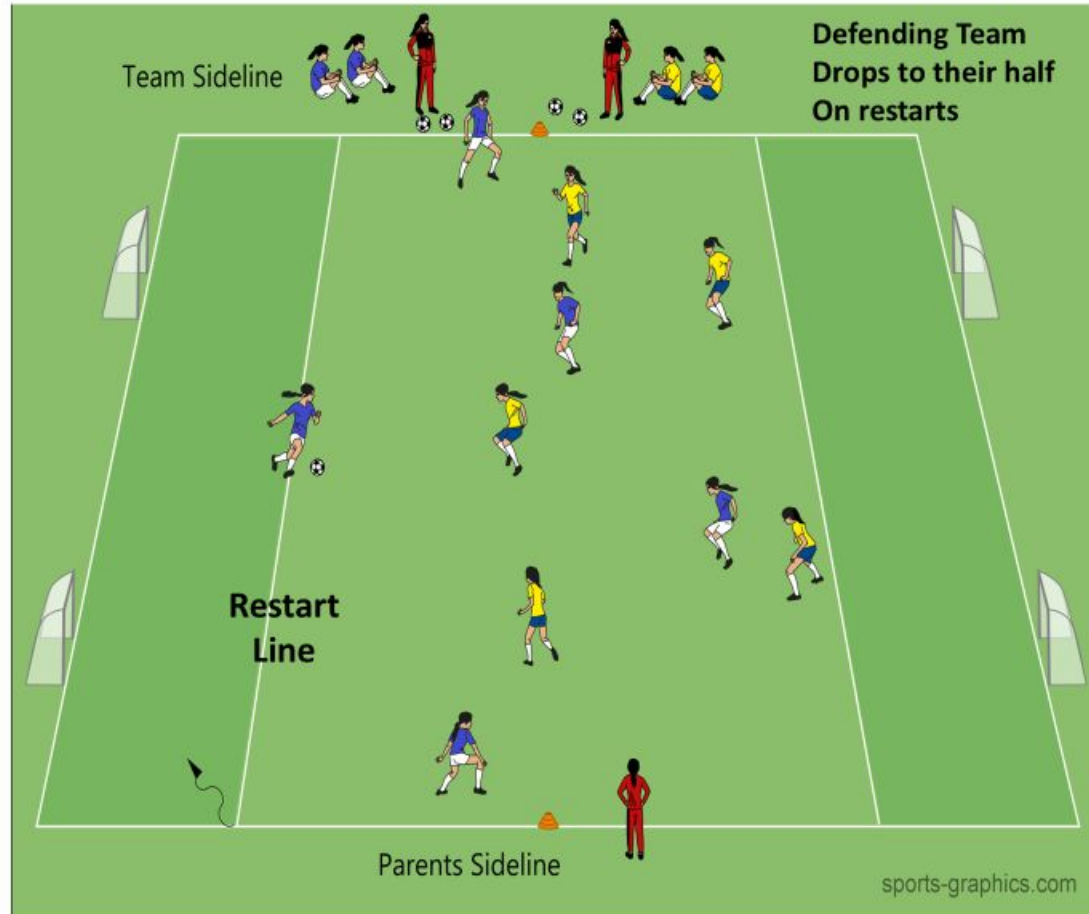
Why 3v3 to 4 Goals

- The 3v3 to 4 goals format is one of the best exercises for players to learn to “read the game” and make decisions without coaches telling them what to do.
- In 3v3 the defense cannot defend both goals equally. This should, in time, teach the players to recognize the 2v1 situation and which goal is the best one to attack.





2nd Grade Format (5v5 option)



"Its final purpose is the player passing the ball enjoys two or three possibilities for playmaking"




7v7 Introduction



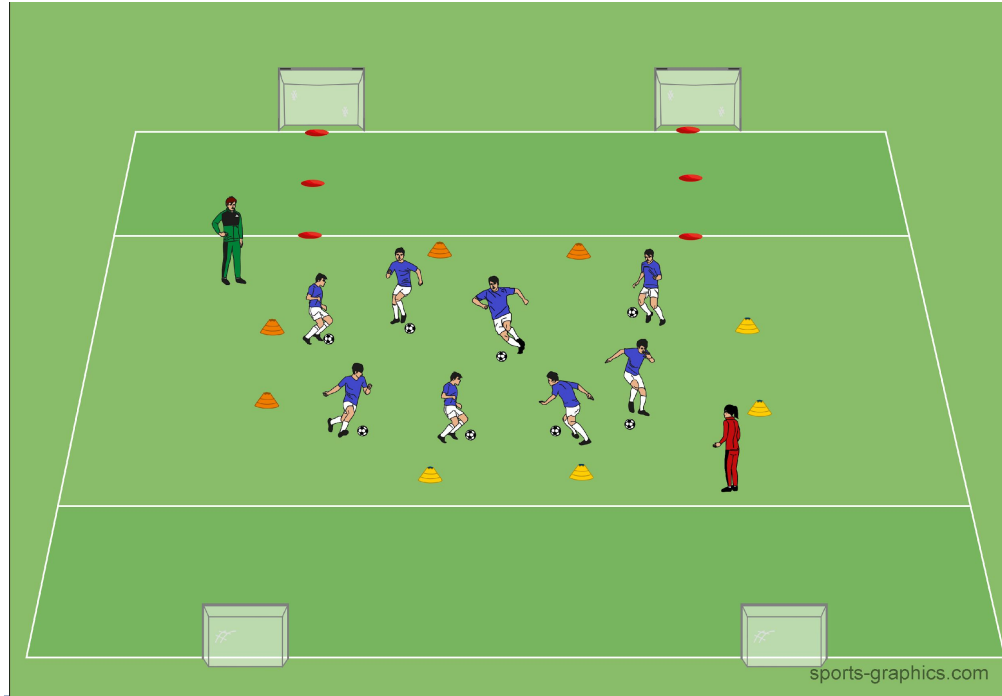


Demo- Paint the Picture





Sample Activity



The Game: Players dribble throughout the inner grid. The coach can use this free dribble segment to offer several options. When the coach yells:

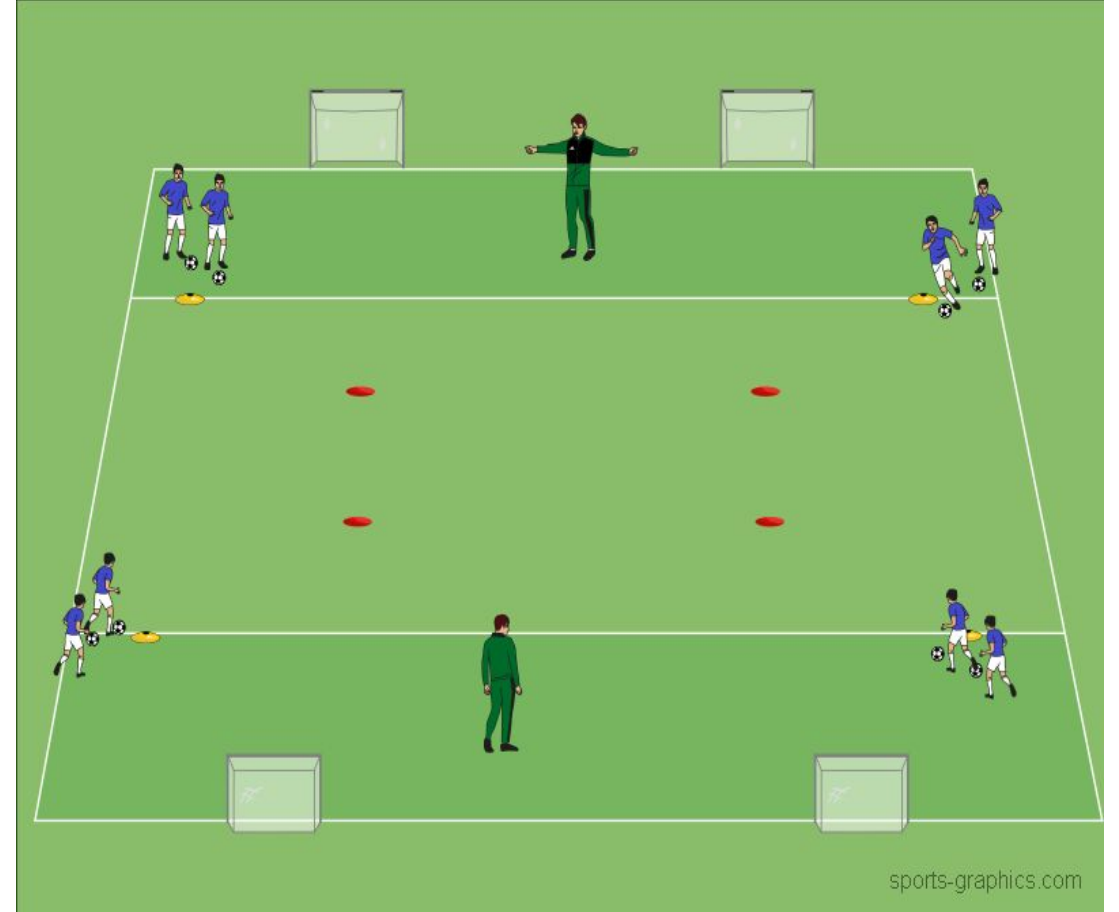
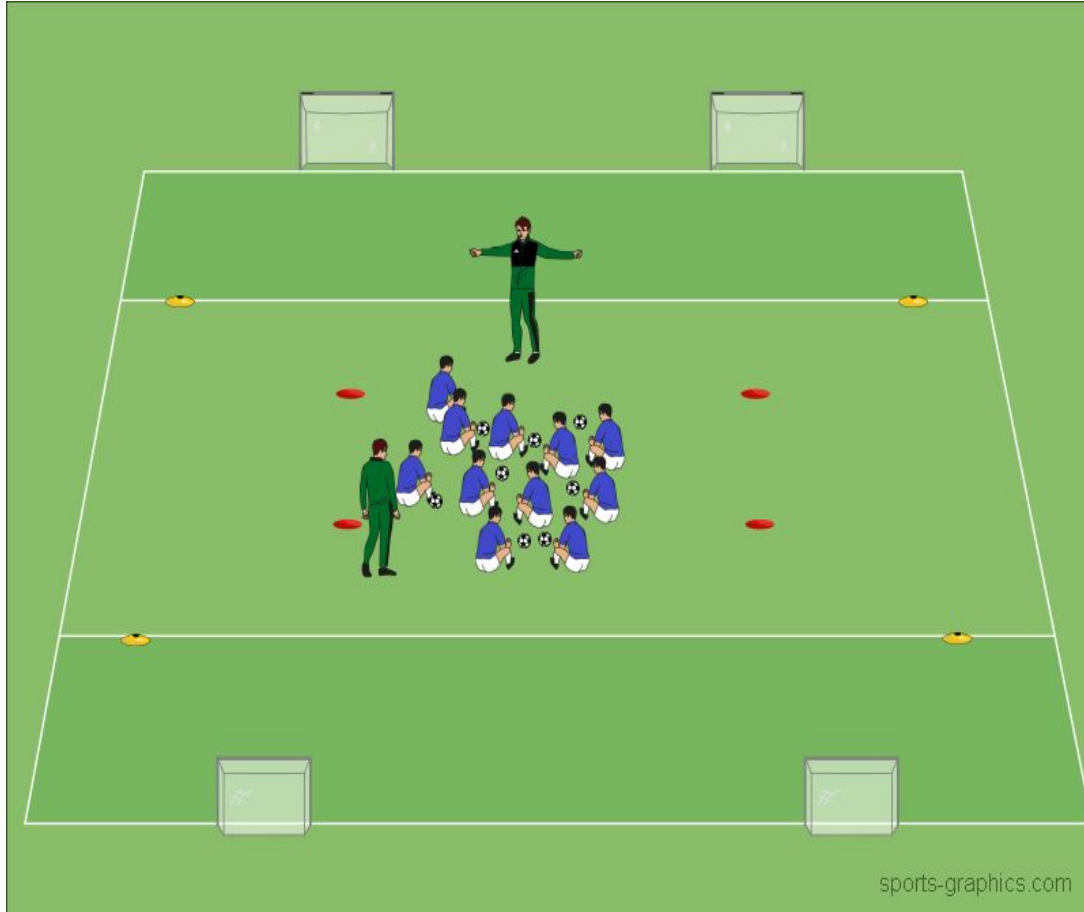
- **Turn-** players must change direction
- **Ball Taps-** players must perform toe taps on the ball
- **Foundation-** the players must pass the ball back and forth between their legs
- **Change-** step on your ball, move quickly to another ball and continue to dribble

*Progress to **Spiderman***

Layering allows the coach to control the tempo and provides an opportunity for brief moments of rest and refocus for the players



Coaching Tip





Final Thought



Meet them where they are at, not where we want them to be!



Q&A

Thank You



Developing lifelong soccer players among Lexington youth